


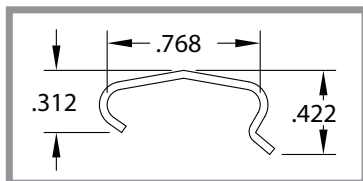
SUBMITTAL RECORD _____
 JOB _____
 LOCATION _____
 SUBMITTED TO _____
 SUBMITTAL PREPARED BY _____
 APPROVED BY _____
 DATE _____



Submittal Form Cleats

DYN-O-MATE Cleat

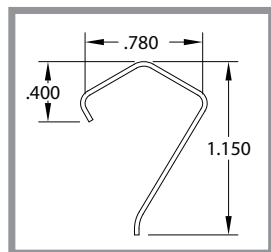
- DOM-CLT for use with DOMJ & DOMH 20 gauge flanges for airtight duct connections.
- DOM-CLT is manufactured from 20 gauge galvanized steel 6" pieces.




Item #	Code	Description
21250	DOM-CLT	6in. Metal Cleat 20ga
21296	DOMCLTSS6	J-Flange Cleat

TDC/TDF Cleat

- For use with TDC/TDF connection.
- TDC-2230/TDF-2230 is 22 gauge steel formed into lengths of 30" long and divided into five 6" cleats that are partially cut through allowing them to be easily separated into 6" pieces.

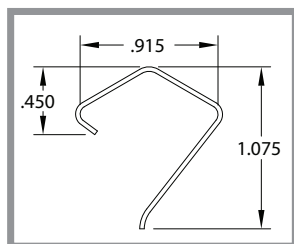


TDC2230



Breakaway

Item #	Code	Description
13230	TDC2230	6in. TDC (Pre-Scored Cleat)
13231	TDF2230	TDF 6in. Metal (Pre-Scored Cleat)



TDF2230

See reverse side for Quad Cleats

Installation Recommendations

1/2" to 2" sp - 1 piece on 24" centers
 2" to 3" sp - 1 piece on 18" centers
 4" to 6" sp - 1 piece on 12" centers
 Over 10" sp - continuous cleat

SUBMITTAL RECORD

JOB _____

LOCATION _____

SUBMITTED TO _____

SUBMITTAL PREPARED BY _____

APPROVED BY _____

DATE _____

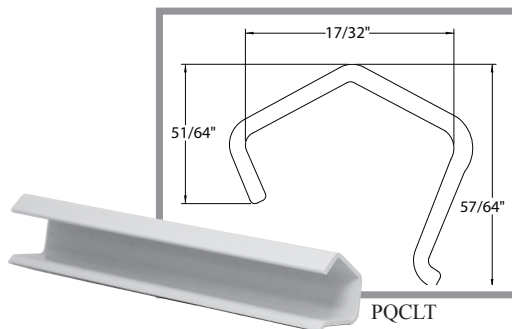
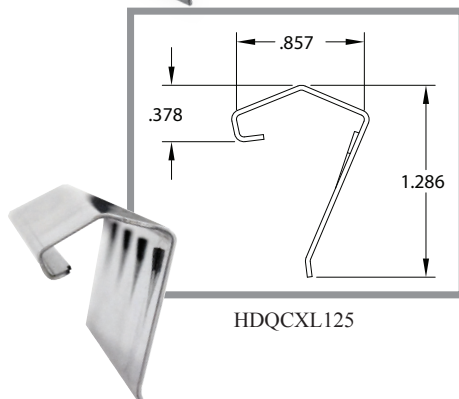
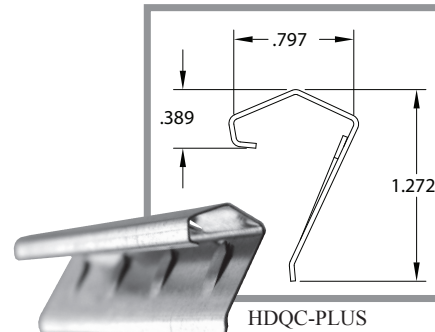
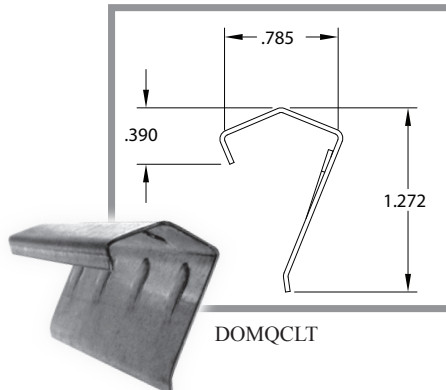


Submittal Form

Cleats

Quad Cleat

- DOM-QCLT125 & HDQC-PLUS125 are compatible with Dyn-O-Mate[®] J, Ductmate[™] 35, CL Ward[™] J, Ward Industries[™] J, Hardcast[™] flanges, TDC, TDF and TDX Connections, and is manufactured from 22 gauge steel.
- HDQCPLUS125 is recommended for high pressure, heavy duty transverse duct.
- HDQCXL125 is designed to fit wider TDF profiles and heavier gauge duct.
- PQCLT is rated UL94-V0. PVC Material is compliant to ASTM D1784.



Item #	Code	Description
13096	DOMQCLT	6in Quad Cleat 22ga (1/2 box qty)
13100	QXCLT20-125	6in Quad Cleat 20ga (1/2 box qty)
13175	HDQCPLUS125	6in Heavy Duty Quad Cleat 22ga (1/2 box qty)
21228	DOMQCLTSS-25	6in Heavy Duty Stainless Steel Quad Cleat 24ga
13176	HDQCXL125	6in Heavy Duty Quad Cleat XL 22ga (1/2 box qty)
13108	PQCLT	6in Plastic Quad Cleat

See reverse side for Dyn-O-Mate & TDC/TDF Cleats

Installation Recommendations

1/2" to 2" sp - 1 piece on 24" centers
 2" to 3" sp - 1 piece on 18" centers
 4" to 6" sp - 1 piece on 12" centers
 Over 10" sp - continuous cleat

Duro Dyne Corporate Headquarters, Bay Shore, NY
 631-249-9000 • Fax: 631-249-8346

Duro Dyne Midwest • Duro Dyne West • Duro Dyne Canada
 www.durodyne.com • E-mail: durodyne@durodyne.com



10/2023
 BO050006

