



SUBMITTAL RECORD _____
 JOB _____
 LOCATION _____
 SUBMITTED TO _____
 SUBMITTAL PREPARED BY _____
 APPROVED BY _____
 DATE _____



Submittal Form Pro Point Screw with Neoprene Washer (NTAB)



DESCRIPTION

Several common methods such as rivets, screws, and spot welding are used to fasten materials to ductwork. Three types of screws are most often used. The first is self-tapping only and requires a hole to be drilled before the screw can be utilized. The others are both self-tapping but also create their own holes. Self-piercing screws have very sharp points which act much like a scratch awl in making a small opening in the steel for the threads to engage and work the sheet metal into a coned threaded hole. These work well for light gage steel. Self-drilling screws have an integral drill point which creates a large hole for tapping. This allows the screws to be used on heavy gages of steel. The maximum total thickness of steel that the self-drilling screw can be used with is determined by the drill point.

SUGGESTED SPECIFICATIONS

Self-drilling and tapping screws shall meet or exceed Industrial Fasteners Institute standard IFI-113 and shall be code _____ size _____ as supplied by Duro Dyne Corporation.

SCREW FEATURES

- Neoprene Washer
- Conformance - Meets or exceeds IFI-113 (Revised: August 1, 2007) specifications for Type BSD screws
- Material - Cold heading quality steel wire
- Corrosion Resistance - Zinc plated
- Hardness - Case hardened to Rockwell C52 - 58
- Head Configuration - Hexagonal unslotted

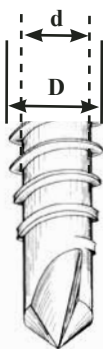
PRO POINT SCREWS WITH NEOPRENE WASHER

ITEM SIZE	DRIVER SIZE	DRILL PT. SIZE	MAX. DRILL CAPABILITY		HUNDRED PACK ITEM#	FIVE HUNDRED PACK ITEM#	THOUSAND PACK ITEM#	BUCKET PACK		BULK PACK	
			DEC.	GA.				ITEM#	QTY.	ITEM#	QTY.
10 x 1	5/16	3	.175	7	N/A	N/A	N/A	N/A	N/A	15187	5 TH

HIGH HEAD PRO POINT SCREWS WITH NEOPRENE WASHER

ITEM SIZE	DRIVER SIZE	DRILL PT. SIZE	MAX. DRILL CAPABILITY		HUNDRED PACK ITEM#	FIVE HUNDRED PACK ITEM#	THOUSAND PACK ITEM#	BUCKET PACK		BULK PACK	
			DEC.	GA.				ITEM#	QTY.	ITEM#	QTY.
10HHx 3/4	5/16	3	.175	7	N/A	N/A	N/A	N/A	N/A	15189	3.5 TH
10HH x 1-1/2	5/16	3	.175	7	N/A	N/A	N/A	N/A	N/A	15188	2 TH

TH = Thousand



DIMENSIONS OF THREADS AND POINTS FOR SELF-DRILLING TAPPING SCREWS

Nominal Size or Basic Screw Diameter	Threads per Inch	D		d		Minimum Torsional Strength (lb. in.)	
		Major Diameter		Minor Diameter			
		Max	Min	Max	Min		
4	0.1120	24	0.114	0.110	0.086	0.082	14
6	0.1380	20	0.139	0.135	0.104	0.099	24
8	0.1640	18	0.166	0.161	0.122	0.116	42
10	0.1900	16	0.189	0.183	0.141	0.135	61
12	0.2160	14	0.215	0.209	0.164	0.157	92
1/4	0.2500	14	0.246	0.240	0.192	0.185	150

A sampling from every skid of Duro Dyne screws is rigorously tested in house. The Duro Dyne screw standards exceed the IFI published standards for consistency and quality in form and function. Our screws are designed and manufactured under the strictest QC guidelines, to ensure we have the highest quality and most consistent screws offered to the industry.

Duro Dyne Corporate Headquarters, Bay Shore, NY
 631-249-9000 • Fax: 631-249-8346

Duro Dyne Midwest • Duro Dyne West • Duro Dyne Canada
 www.durodyne.com • E-mail: durodyne@durodyne.com



©2016 Duro Dyne Corporation
 Printed in USA 08/2016
 BO006004