

SUBMITTAL RECORD \_\_\_\_\_  
 JOB \_\_\_\_\_  
 LOCATION \_\_\_\_\_  
 SUBMITTED TO \_\_\_\_\_  
 SUBMITTAL PREPARED BY \_\_\_\_\_  
 APPROVED BY \_\_\_\_\_  
 DATE \_\_\_\_\_



# Submittal Form DDIF Insulation Fastener

**DESCRIPTION:** When liner is placed inside air conditioning or heating duct work, the movement of air could cause the insulation to delaminate. To prevent this, SMACNA Specifications call for the use of fasteners in addition to adhesive to secure the liner.

The fasteners may be of three types:

- A. ADHESIVE:** This fastener is bonded to the ductwork with an appropriate adhesive and allowed to set up. After sufficient drying time the liner is impaled on the pin and a washer added to retain the liner.
- B. MECHANICAL:** This type of fastener mechanically attaches itself to the duct work. The most popular style is a hardened nail with an attached washer. This fastener is impact driven through the liner and forms a positive mechanical grip with the metal.
- C. WELD:** This fastener forms a permanent bond to the duct work by becoming part of it as in any weld. Two styles are currently in use. The first fastener is a mechanical fastener which is driven through the liner and welded to the duct work underneath. The second fastener is a pin which is welded to the duct work prior to the insulation. The liner is then impaled (much like the adhesive fastener) over the pin and secured by a washer.

**SPECIFICATIONS:**

All Duro Dyne Insulation Fasteners are designed to meet SMACNA HVAC Duct Construction Standard for Mechanical Fasteners as per SMACNA HVAC Duct Construction Standards - Third Edition Section S2.11.

All steel used in Duro Dyne Insulation Fasteners meets ASTM-A653.

All dimensions used in pin length are from bottom of head or base of fastener.

## - SPOTTER PINS -

### PN Pins

Pin Diameter: 14 Gauge Galvanized



Item#	Bulk#	Code/Bulk Code	Approx Pin Length	Use
26001	26005	PN34/PNB34	.75	1/2" insulation
26002	26006	PN114/PNB114	1.25	1" insulation
26004	n/a	PN250/n/a	2.5	2"- 3" insulation

## - WELDED FASTENERS -

### SSP Gold Seal Pins

Pin: .130 Diameter

Washer: Diameter - 1.0"

Thickness: - .015" - .017"

Acrylic PSA

Do not store at or above 110 degrees or pins may stick together.



Item#	Bulk#	Code/Bulk Code	Nominal Length After Setting	Use
n/a	26297	n/a/SSPB12	.365	1/2" insulation
26194	26294	SSP34/SSPB34	.531	1" 1-2# density
26195	26295	SSP100/SSPB100	.781	1" 2-3# density
n/a	26293	n/a/SSPB1F	.905	1" Foam Insulation
n/a	26299	n/a/SSPB118	1.000	2-3# density
n/a	26300	n/a/SSPB150	1.365	1-1/2" insulation
26196	26296	SSP200/SSPB200	1.780	2" insulation
n/a	26305	n/a/SSPB250	2.196	2-1/2" insulation
26303	n/a	SSP300/n/a	2.875	3" insulation
26304	n/a	SSP400/n/a	3.875	4" insulation

### CWFTC Cupped Washer Weld Pins

Pin: .130" Diameter

Washer: Diameter - 1.0"

Thickness: - .015" - .017"



Item#	Pail#	Code/Pail Code	Nominal Length After Setting	Use
26286	26389	CWFTC12/CWFTC12P	.365	1/2" insulation
26287	26390	CWFTC34/CWFTC34P	.531	1" 1-2# density
26288	26391	CWFTC100/CWFTC100P	.781	1" 2-3# density
26289	26392	CWFTC118/CWFTC118P	1.000	1" 3# density
26290	26393	CWFTC150/CWFTC150P	1.365	1-1/2" insulation
26291	26394	CWFTC200/CWFTC200P	1.781	2" insulation
26292	26395	CWFTC218/CWFTC218P	1.780	2" HD insulation
n/a	26396	n/a/CWFTC250	2.196	2-1/2" insulation
n/a	26397	n/a/CWFTC300	2.875	3" insulation
n/a	26398	n/a/CWFTC400	3.875	4" insulation

### CP Rib Pins®

Pin: .15" Diameter

Washer: Diameter - 1.0"

Thickness: - .015" - .017"



Item#	Bulk#	Code/Bulk Code	Nominal Length After Setting	Use
26023	26028	CP12/CPB12	.365	1/2" insulation
26024	26029	CP34/CPB34	.531	1" 1-2# density
26025	26030	CP100/CPB100	.781	1" 2-3# density
26032	26035	CP118/CPB118	1.000	1" 3# + density
26026	26031	CP150/CPB150	1.365	1-1/2" insulation
26027	26038	CP200/CPB200	1.781	2" insulation

### FTC Econo-Point Pins

Pin: .130" Diameter

Washer: Diameter - 1.0"

Thickness: - .015" - .017"



Item#	Code	Nominal Length After Setting	Use
26072	FTC12	.365	1/2" insulation
26073	FTC34	.531	1" 1-2# density
26074	FTC100	.781	1" 2-3# density
26131	FTC118	1.000	1" 3# density
26226	FTC150	1.365	1-1/2" insulation
26227	FTC200	1.781	2" insulation

### BDEP Aerodynamic Target® Washer Weld Pins

Pin: .130" Diameter

Washer: Diameter - 1.0"

Thickness: - .015" - .017"



Item#	Bulk#	Code/Bulk Code	Nominal Length After Setting	Use
n/a	26220	n/a/BDEP12	.365	1/2" insulation
n/a	26221	n/a/BDEP34	.531	1" 1-2# density
n/a	26222	n/a/BDEP100	.781	1" 2-3# density
n/a	26217	n/a/BDEP118	1.000	1" 3# density
n/a	26218	n/a/BDEP150	1.365	1-1/2" insulation
n/a	26219	n/a/BDEP200	1.781	2" insulation
n/a	26216	n/a/BDEP218	2.000	2" HD insulation

### CTC Sloped® Washer Weld Pins

Pin: .130" Diameter

Washer: Diameter - 1.0"

Thickness: - .015" - .017"



Item#	Code	Nominal Length After Setting	Use
26228	CTC12	.365	1/2" insulation
26229	CTC34	.531	1" 1-2# density
26230	CTC100	.781	1" 2-3# density
26231	CTC118	1.000	1" 3# density
26232	CTC150	1.365	1-1/2" insulation
26233	CTC200	1.781	2" insulation

## - MECHANICAL FASTENERS -

### BGT Bangers®

Pin: .136" Diameter

Washer: Diameter - 1.0"

Thickness: - .015"



Item#	Bulk#	Code/Bulk Code	Approx. Length Before Setting	Approx. Length After Setting	Use
26033	26095	BGT12/BGB12	.475	.375	1/2" insulation
26044	26096	BGT100/BGB100	.625	.525	1" 1-2# density

## - ADHESIVE FASTENERS -

### SAH


Self Adhesive Hangers with Washer

Pin: min. 12 Gauge Zinc Plated

Base dimension: 2" x 2" galvanized 28 Gauge steel

Adhesive: Polyethylene double coated foam tape

Shelf Life: 2 years @ 70° and 50% humidity



Item#	Bulk#	Code/Bulk Code	Approx Length	Use
■ 26067	26036	SAH34/SAHB34	.75	1/2" insulation
■ 26068	26037	SAH114/SAHB114	1.25	1" insulation
■ 26069	26040	SAH134/SAHB134	1.75	1-1/2" - 1-1/2# density
■ 26070	26041	SAH200/SAHB200	2.00	1-1/2" - 2# + density
■ 26071	26047	SAH250/SAHB250	2.5	2" insulation
■ n/a	26126	n/a/SAHB350	3.5	3" insulation
■ n/a	26127	n/a/SAHB450	4.5	4" insulation

### FLIP-STIX®

Self Adhesive Hangers with Washer

Galvanized - 24 Gauge

Aluminum - .032 nominal Type 5052-H34

Stainless Steel - 24 Gauge Type 301

Adhesive: Polyethylene double coated foam tape

Shelf Life: 2 years @ 70° and 50% humidity




Item#	Code	Approx Length	Use
■ 26055	FSG-250 Galvanized	2.5	1/2" to 2" insulation
■ 26056	FSA-250 Aluminum	2.5	1/2" to 2" insulation
■ 26057	FSS-250 Stainless Steel	2.5	1/2" to 2" insulation

### PBH

Perforated Base Adhesive Hangers with Washer

Pin: min. 12 Gauge Zinc Plated

Base dimension: 2" x 2" 28 Gauge Galvanized.



Item#	Bulk#	Code/Bulk Code	Approx Length	Use
■ n/a	26097	n/a/PBHB34	.75	1/2" insulation
■ n/a	26098	n/a/PBHB114	1.25	1" insulation
■ n/a	26099	n/a/PBHB134	1.75	1-1/2" - 1-1/2# density
■ n/a	26100	n/a/PBHB200	2.00	1-1/2" - 2# + density
■ 26079	26101	PBH250/PBHB250	2.5	2" insulation
■ n/a	26128	n/a/PBHB350	3.5	3" insulation
■ n/a	26112	n/a/PBHB450	4.5	4" insulation

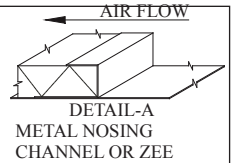
## - WASHERS -

Item#	Bulk#	Code/Bulk Code	Area
■ 26017	26019	PC1/PCB1 - for use w/PN (30 gauge galvanized)	1-1/4"x 1-1/4"
■ 26115	26093	LPC-1/LPC-IB - for use w/SAH & PBH	1-1/4"x 1-1/4"
■ 26050	n/a	FSW-G for use w/Flipstix (galvanized)	1-1/4"x 1-1/4"
■ 26052	n/a	FSW-S for use w/Flipstix (stainless)	1-1/4"x 1-1/4"



## - DUCT LINER INSTALLATION -

METAL NOSING MUST BE USED WHEREVER LINER IS PRECEDED BY UNLINED METAL; OTHERWISE WHEN VELOCITY EXCEEDS 4000 FPM (20.3 MPS) USE METAL NOSING ON EVERY LEADING EDGE. NOSING MAY BE FORMED ON DUCT OR BE CHANNEL OR ZEE ATTACHED BY SCREWS, RIVETS OR WELDS.

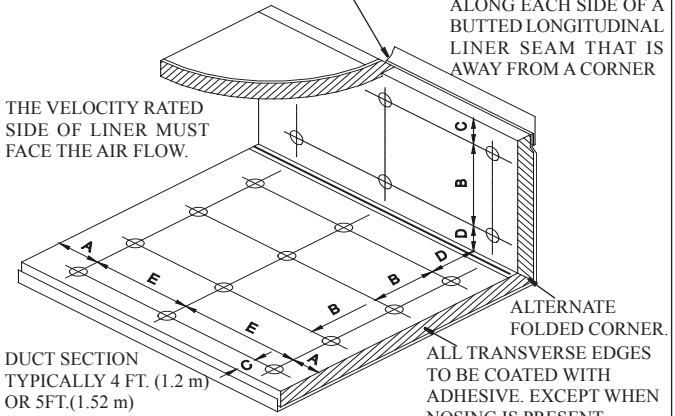


INTERIOR WIDTH OF 8"(200 mm) AND LESS DOES NOT REQUIRE PINS

LAPPED AND BUTTED CORNER.

PLACE PINS 3" (76 mm) ALONG EACH SIDE OF A BUTTED LONGITUDINAL LINER SEAM THAT IS AWAY FROM A CORNER

THE VELOCITY RATED SIDE OF LINER MUST FACE THE AIR FLOW.



ALTERNATE FOLDED CORNER.

DUCT SECTION TYPICALLY 4 FT. (1.2 m) OR 5 FT. (1.52 m)

ALL TRANSVERSE EDGES TO BE COATED WITH ADHESIVE. EXCEPT WHEN NOSING IS PRESENT.

MAXIMUM SPACING FOR FASTENERS. ACTUAL INTERVALS ARE APPROXIMATE

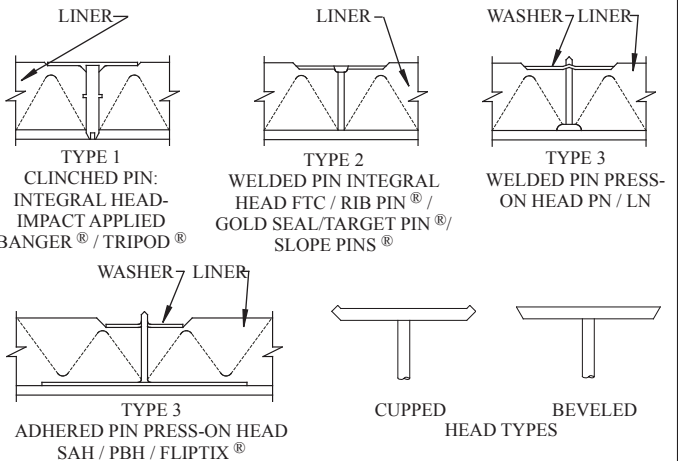
"A" PIN ROW MAY BE OMITTED WHEN METAL NOSING IS USED. "E" THEN STARTS FROM THE NOSING.

Velocity*	Dimensions				
	A	B	C	D	E
0-2500 FPM (0-12.7 MPS)	3"	12"	4"	6"	18"
	(76.2)	(305)	(102)	(152)	(457)
2501-6000 FPM (12.7-30.5 MPS)	3"	6"	4"	6"	16"
	(76.2)	(152)	(102)	(152)	(406)

LINER ADHERED TO THE DUCT WITH 90% MIN. AREA COVERAGE OF ADHESIVE

\*UNLESS A LOWER LEVEL IS SET BY MANUFACTURER OR LISTING AGENCY

## - LINER FASTENERS -



Drawings and installation standards are excerpts from SMACNA HVAC Duct Constructions Standards - Third Edition. Page 7.14, section S2.11: Liners shall also be installed with mechanical fastening devices that:

- A. Are spaced in accordance with Figure 7-11,
- B. When installed, are as corrosion resistant as G60 coated galvanized steel,
- C. Will not adversely affect the fire resistance classification of liner and adhesives,
- D. Do not damage the liner when applied as recommended by manufacturer,
- E. Do not cause leakage in the duct,

## SUGGESTED SPECIFICATIONS

All duct liner shall be secured to the duct work in accordance with SMACNA HVAC Duct Construction Standards. Fasteners shall be \_\_\_\_\_ (mechanical, adhesive, weld) type Fastener Code \_\_\_\_\_ as manufactured by Duro Dyne Corporation, Bay Shore, N.Y. Washers, when necessary, shall be Code \_\_\_\_\_ as manufactured by Duro Dyne Corporation, Bay Shore, N.Y.

Duro Dyne Corporate Headquarters, Bay Shore, NY • 631-249-9000 • Fax: 631-249-8346

Duro Dyne Midwest • Duro Dyne West • Duro Dyne Canada

www.durodyne.com • E-mail: durodyne@durodyne.com

7/2003  
BO026402

